



**4 for more**

Blum motion technologies

[www.blum.com](http://www.blum.com)

 **blum**<sup>®</sup>



## More freedom for more individual furniture construction

With the four Blum motion technologies, there is even more in store for you: more solutions that make it even more convenient to open and close furniture. And more design freedom to implement attractive designs with inspiring functionality.

 **blum**



### **Always the right choice**

Used individually, each of the four motion technologies from Blum impresses with their particular strengths. Creative use allows you to increase the usability of your furniture and gives you an edge in furniture construction.

## 4 for more

The four motion technologies from Blum

## Customisation

Address individual customer requirements down to the last detail – from individual pieces of furniture to whole kitchens. Every customer is different, and so is every piece of furniture.

## Design

Have more design freedom to add distinctive features with challenging handle positions and provide extra support for the user. For beautiful and practical furniture.

## Functionality

Ensure that opening and closing functions perfectly for lift systems, doors and pull-outs. If the function impresses, the furniture will too.

## Convenience

Make your furniture so convenient that using it is a new, inspiring experience every day. After all, high-quality furniture looks good and feels good too.

### BLUMOTION

by Blum

#### Mechanical soft close

Soft and effortless closing for all your furniture – no matter how heavy the pull-out, door or lift system.



for lift systems, doors and pull-outs

### TIP-ON BLUMOTION


by Blum


#### Mechanical opening & soft close

Pull-outs open at a single touch, giving users easy access to the opening edge of fronts. They can also be pulled open. Closes softly and effortlessly with minimal force thanks to integrated BLUMOTION. Can also be pressed shut.



for pull-outs



**SERVO-DRIVE**

by Blum

**opening &  
soft close**    **Electric**

Supports the opening of lift systems and pull-outs after the front is touched. The subsequent motion takes place all on its own. Soft and effortless closing with integrated BLUMOTION. Lift systems even close automatically at the press of a switch.



for lift systems, pull-outs, fridge/freezers and dishwashers

**TIP-ON**

by Blum

**opening**    **Mechanical**

Furniture opens at a single touch, giving users easy access to the opening edge of fronts. Close by pushing shut, without dampening.



for selected lift systems, doors and pull-outs

## Kitchens with recessed front

### BLUMOTION

for bi-fold lift systems

Extra width: use lift systems to transfer the gap layout from the base cabinet to the wall cabinet, thus replicating that familiar ease of use. Mechanically supported, dampened closing.

### TIP-ON BLUMOTION



for pull-outs

Compatible with conventional handled solutions: also pull-outs with recessed fronts can be opened ergonomically, all with a simple push. 100% mechanically.

### SERVO-DRIVE uno

for your waste bin pull-out

Reliable opening: use the waste bin pull-out however you like, e.g. with your hip or knee. You can rely on the single electrical application, even for high fronts.







## Kitchens with handle-less, wide fronts

### SERVO-DRIVE

for up & over lift systems

Requirement met: handle-less design, small gaps, attractive aesthetics and convenient opening with a light touch, as well as soft closure at the touch of a button.

### SERVO-DRIVE

for pull-outs

Expectation surpassed: wide and heavy, handle-less pull-outs with purist design – also easy to open thanks to the electrical opening support system.

## Kitchens with handles as a design feature

### CLIP top BLUMOTION

for the wall cabinet


Door requirement: handles add a distinctive design feature – the dampening is integrated into the hinge and can be deactivated if required.

### BLUMOTION

for pull-outs

Consistent forward thinking: wide pull-outs always close silently and effortlessly – even when closed with force – thanks to the integrated mechanical dampening system.







## Kitchens with clear-cut design

### SERVO-DRIVE flex

for refrigerators or freezers

Intelligent integration: the refrigerator disappears behind the handle-less front, blends seamlessly with the kitchen design and is also easy to use.

### TIP-ON

for larder units

Easy operation: clear-cut style, handle-less design and a large door, which only requires a soft touch to open. Closing only requires a push.

### SERVO-DRIVE

for pull-outs

Ergonomically upgraded: open and close wide, heavy pull-outs with ease, thanks to an electrical support system that optimises the individual design.



## Kitchens with handles

### TIP-ON

for stay lifts

Efficient solution: a low, handle-less wall cabinet with light lift systems that open with a single touch. With mechanical support. Closing only requires a push.

### SERVO-DRIVE uno

for your waste bin pull-out

Increased comfort: want to open the waste bin pull-out but have no hands free? With the single electrical application, even a touch from the hip or knee will suffice, regardless of how tall the front is.

### BLUMOTION

for pull-outs

Extended functionality: close heavily loaded pull-outs with force without hearing a thing! Thanks to mechanical dampening.







## Motion technologies in all living areas

### TIP-ON

for tall cabinets

Thinking bigger: tall or wide, overlay or inset application – with a mechanical opening support system, there is more design freedom for handle-less doors.

### CLIP top BLUMOTION

for mirror doors

Optimal dampening: hinges for silent, effort-less yet secure closure of glass and mirror cabinets. The dampening system is integrated.

### TIP-ON BLUMOTION

for pull-outs

All-round support: 100% mechanical ease of use for heavily-loaded pull-outs in the bathroom – even in high humidity.



## TIP-ON BLUMOTION

for pull-outs

Peace required:  
open pull-outs with a light touch  
and close softly and quietly,  
even with force. For 100%  
mechanical ease of use.



## TIP-ON

for stay lifts

Useful features:  
the mechanical opening support system enables handle-less lift systems to be opened conveniently, with a simple push. To close, press shut.



## SERVO-DRIVE

for lift ups

Make an impression: large lift systems are easy to use thanks to the electrical support system. Harmonious motion adds another dimension to the design.

# Overview of motion technologies

**BLUMOTION**  
by Blum

for lift systems, doors and pull-outs

**SERVO-DRIVE**  
by Blum

for lift systems, pull-outs, fridge/freezers and dishwashers

## Mechanical soft close

## Electric opening & soft close



Integrated in the lift mechanism or hinge



Integrated in the hinge or as an additional part



Integrated into the pull-out

### Closing



BLUMOTION gives you soft and effortless closing for all your furniture – no matter how heavy the pull-out, door or lift system.

### Open



Supports the opening of lift systems and pull-outs after the front is touched. This subsequently activates the automatic motion

### Close



Soft and effortless closing with integrated BLUMOTION. Lift systems even close automatically at the press of a switch.

### Assembly

Integrated feature or an additional part that can be clipped on to the hinge or screwed to the cabinet

### Assembly

Can be installed throughout the kitchen or used as a practical individual application. All components are maintenance-free and can be installed tool-free. No special licence is needed for installation.

**TIP-ON  
BLUMOTION**  
by Blum

for pull-outs

**TIP-ON**  
by Blum

for selected lift systems,  
doors and pull-outs

**Mechanical opening & soft close**

**Mechanical opening**

**Open**



Pull-outs open at a single touch, giving users easy access to the drawer contents. They can also be pulled open.

**Open**



Furniture opens at a single touch, giving users easy access to the drawer contents.

**Close**



Closes softly and effortlessly with minimal force thanks to integrated BLUMOTION. Can also be pressed shut.

**Close**



Press shut, without dampening

**Assembly**

All components can be installed tool-free. Precise assembly, installation and adjustment are required for perfect long-term operation.

**Assembly**

TIP-ON is integrated in cabinet profiles for pull-outs. For lift systems and doors, TIP-ON is available as an additional part for drilling or with a mounting plate.

# The company Blum

Founded over 60 years ago by Julius Blum, Blum is a family-owned company that operates on an international scale. Its strategic business segments include lift, hinge and pull-out systems. All our product developments focus on perfecting motion.

[www.blum.com](http://www.blum.com)

The Blum logo consists of a white upward-pointing arrow followed by the word "blum" in a lowercase, bold, sans-serif font. The logo is set against a red background.





### Blum in Austria and around the world

The company has eight plants in Vorarlberg, Austria, additional production sites in Poland, the USA and Brazil and 30 subsidiaries/representative offices. Blum supplies more than 120 markets. The Blum Group employs 7.600 people in total, 5.800 of whom work in Vorarlberg.



### Global customer benefits

“Whether manufacturer, distributor, fitter or kitchen user – everybody should personally enjoy the benefits of Blum products” – that is Blum’s philosophy on global customer benefits.



### Innovations

To support customers with innovative fittings solutions and secure long-term success for the company, we need to consistently invest in research and development, in plants and facilities and in employee training. With more than 2.100 granted patents worldwide, Blum is one of Austria’s most innovative companies.



### Quality

Blum’s comprehensive concept of quality does not only apply to products. Services and collaboration with customers and partners should also meet the same quality requirements.



### Environment

At Blum, we believe that responsible ecological behaviour has long-term economic benefits. The longevity of products is just one of many important aspects. Other important measures include the use of environmentally-friendly processes, the intelligent use of materials and prudent energy management.



### DYNAMIC SPACE

Good workflows, optimum use of storage space and top quality motion are important features of a practical kitchen. Blum’s ideas for practical kitchens are designed to bring function, convenience and ergonomics to furniture interiors.



Julius Blum GmbH  
Furniture Fittings Mfg.  
6973 Höchst, Austria  
Tel.: +43 5578 705-0  
Fax: +43 5578 705-44  
E-mail: [info@blum.com](mailto:info@blum.com)  
[www.blum.com](http://www.blum.com)

